

# B3 BENCHMARKING

Logged in as Cheryl Mesko

- Group By: Organization
- City, Eagan
    - Eagan Civic Arena
    - Eagan Community Ce
    - Fire Administration Bu
    - Fire Safety Center
    - Fire Station Five
    - Fire Station Four
    - Fire Station One
    - Fire Station Two
    - Maintenance Facility
    - Municipal Building**
    - Police Facility

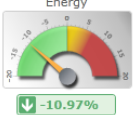
City, Eagan Site

## Municipal Building

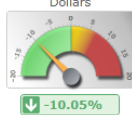
SUMMARY BENCHMARK PEER COMPARISON ENERGY STAR BASELINE TARGETS REPORTS

Baseline is used to compare a site to itself using a defined baseline period. The baseline is weather normalized so that changes in weather do not affect the comparison. [More Info...](#)

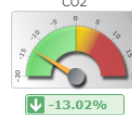
Site Square Feet ..... **30,877**  
 Primary Space Usage ..... Office [Export To Excel](#)  
 Actual Meter Total ..... **122.82 kBtu/SF/Year**  
 Time Period ..... **Mar 2011 - Feb 2012**  
 Baseline Meter Total ..... **137.95 kBtu/SF/Year**  
 Baseline Time Period ..... Jun 2010 - May 2011



Energy  
-10.97%



Dollars  
-10.05%



CO2  
-13.02%

Based on the latest 12 month period Mar 2011 - Feb 2012 to baseline period Jun 2010 - May 2011

**Buildings** [Add New Building](#)

Name	Status	Primary Space Usage	Address	City	State	Zip	SF	Occupancy
<b>Municipal Building</b>	✓	Office	3830 Pilot Knob Road	Eagan	MN	55122	30,877	1/1/1995

**Meters** [Add New Meter](#)

Name	Status	Type	Utility Company	Meter #	Account #	Rdgs	First Reading	Last Reading
<b>Electricity - Municipal B</b>	✓	Electric	Dakota Electric Association	L081159153	127189	63	1/1/2007	4/1/2012
<b>Natural Gas - Municipal</b>	✓	Natural Gas	Minnesota Energy Resources	NGM472328	4318946-3	57	1/1/2007	3/7/2012

Civic Arena Baseline C

Home Insert Page Layout References Mailings Review View

Themes Colors Fonts Effects Margins Orientation Size Columns Breaks Line Numbers Hyphenation Watermark Page Ba

Page Setup

# B3 BENCHMARKING

Logged in as Cheryl Mesko

Group By: Organization

- City, Eagan
  - Eagan Civic Arena
  - Eagan Community Ce
  - Fire Administration Bu
  - Fire Safety Center
  - Fire Station Five
  - Fire Station Four
  - Fire Station One
  - Fire Station Two
  - Maintenance Facility
  - Municipal Building
  - Police Facility

City, Eagan  
**Eagan Civic Arena**

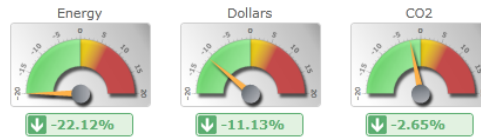
Site

SUMMARY BENCHMARK PEER COMPARISON ENERGY STAR BASELINE TARGETS REPORTS

Baseline is used to compare a site to itself using a defined baseline period. The baseline is weather normalized so that changes in weather do not affect the comparison. [More Info...](#)

Site Square Feet ..... **74,488**  
 Primary Space Usage ..... Ice Arena  
 Actual Meter Total ..... **103.63 kBtu/SF/Year**  
 Time Period ..... **Mar 2011 - Feb 2012**  
 Baseline Meter Total ..... **133.06 kBtu/SF/Year**  
 Baseline Time Period ..... **Mar 2010 - Feb 2011**

[Export To Excel](#)



Based on the latest 12 month period Mar 2011 - Feb 2012 to baseline period  
**Mar 2010 - Feb 2011**

### Buildings

[Add New Building](#)

Name	Status	Primary Space Usage	Address	City	State	Zip	SF	Occupancy
<b>Eagan Civic Arena</b>	✓	Ice Arena	3870 Pilot Knob Road	Eagan	MN	55122	74,488	1/1/1995

### Meters

[Add New Meter](#)

Name	Status	Type	Utility Company	Meter #	Account #	Rdgs	First Reading	Last Reading
<b>Eagan Civic Arena</b>	✓	Natural Gas	Minnesota Energy Resources	NGM678596	4246139-2	44	1/1/2007	3/8/2012
<b>Electric Meter - 463323</b>	✓	Electric	Dakota Electric Association	L058226496	463323	20	6/25/2010	3/1/2012
<b>Electric meter 0 22059:</b>	✓	Electric	Dakota Electric Association	L055433497	220593-8	62	1/1/2007	3/1/2012

Advanced Meter Search >>



Home Learning Center New

Welcome

[Launch B3 Benchmarking](#)

The B3 Benchmarking application will install the Silverlight plugin automatically. You may need to download and install the Silverlight plugin.