

B3 BENCHMARKING

Logged in as Jay Hartman

Group By: Organization

- City, St. Anthony Village
 - City Hall
 - Fire Station
 - Market Place Store
 - Public Works Facility
 - Silver Lake Village St
 - Water Treatment Plan**

City, St. Anthony Village Water Treatment Plant

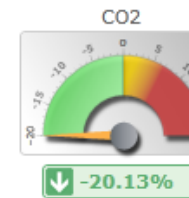
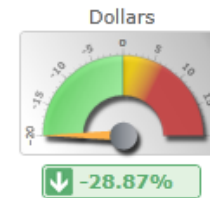
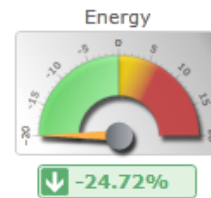
Site

- SUMMARY
- BENCHMARK
- PEER COMPARISON
- ENERGY STAR
- BASELINE**
- TARGETS
- REPORTS

Baseline is used to compare a site to itself using a defined baseline period. The baseline is weather normalized so that changes in weather do not affect the comparison. [More Info...](#)

Site Square Feet **5,000**
 Primary Space Usage **Mechanical**
 Actual Meter Total **294.09 kBtu/SF/Year**
 Time Period **Mar 2010 - Feb 2011**
 Baseline Meter Total **390.67 kBtu/SF/Year**
 Baseline Time Period **Jan 2007 - Dec 2007**

[Export To Excel](#)



Based on the latest 12 month period Mar 2010 - Feb 2011 to baseline **Jan 2007 - Dec 2007**

Buildings

[+ Add New Building](#)

Name	Status	Primary Space Usage	Address	City	State	Zip	SF	Occupancy	
Water Trea	✓	Mechanical	3305 Silver Lake R	St. Antl	MN	55418	5,000	1/1/1958	

Meters

[+ Add New Meter](#)

Name	Status	Type	Utility Co	Meter #	Account #	Rdgs	First Reading	Last Reading	
Water Trmi	✓	Electric	Xcel Ene	3463964	51-4633957-1	62	1/4/2006	3/7/2011	
Water Trmi	✓	Natural Gas	CenterP	M20041347917	5691200	62	1/6/2006	3/3/2011	

Advanced Meter Search >>

B3 BENCHMARKING

Logged in as Jay Hartman

Group By: Organization

- City, St. Anthony Village
 - City Hall
 - Fire Station
 - Market Place Store
 - Public Works Facility**
 - Silver Lake Village Stc
 - Water Treatment Plan

City, St. Anthony Village Public Works Facility

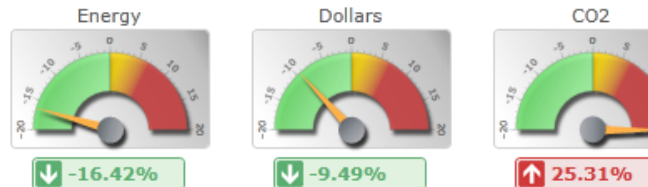
Site

- SUMMARY
- BENCHMARK
- PEER COMPARISON
- ENERGY STAR
- BASELINE**
- TARGETS
- REPORTS

Baseline is used to compare a site to itself using a defined baseline period. The baseline is weather normalized so that changes in weather do not affect the comparison. [More Info...](#)

Site Square Feet **21,000**
 Primary Space Usage **Maintenance Repair**
 Actual Meter Total **54.05 kBtu/SF/Year**
 Time Period **Feb 2010 - Jan 2011**
 Baseline Meter Total **64.67 kBtu/SF/Year**
 Baseline Time Period **Jan 2007 - Dec 2007**

Export To Excel



Based on the latest 12 month period Feb 2010 - Jan 2011 to baseline | **Jan 2007 - Dec 2007**

Buildings

Add New Building

Name	Status	Primary Space Usage	Address	City	State	Zip	SF	Occupancy	
Public Wor	✓	Maintenance Repair	3801 Chandler Driv	St. Antl	MN	55421	21,000	1/1/2004	

Meters

Add New Meter

Name	Status	Type	Utility Co	Meter #	Account #	Rdgs	First Reading	Last Reading	
Public Worl	✓	Electric	Xcel Ene	3632989	51-5857186-3	62	1/4/2006	3/7/2011	
Public Worl	✓	Natural Gas	CenterP	M20021312103	5829441	61	1/6/2006	2/1/2011	

Advanced Meter Search >>

