



Annual Program Report: May 2021

- ❖ **New Strategic Plan** that outlines six recommended strategies to help guide the program over the next five years:
 - I. Improve communication to and between participating communities
 - II. Ensure equity and inclusion are incorporated into program design and delivery
 - III. Match technical assistance and resources to Best Practice Actions (BPAs)
 - IV. Work to improve data collection and sharing metrics; support communities that want to display their own data
 - V. Explore and support the development of additional GreenStep programs
 - VI. Better coordinate with state agencies to address challenges
- ❖ **49% of the state's population** resides in the 139 GreenStep cities and 4 GreenStep tribes; 16% of MN's 853 cities are GreenStep cities.
- ❖ **GreenStep communities are fairly representative** of Minnesota as a whole in terms of geographic distribution, politics, education & income, and city size (255 to 302,398). 34% of GreenStep communities are smaller than 5,000 people.
- ❖ **29 cities (20%) are now at Step 5**; 5 cities are at Step 4; 26 cities @ Step 3; 57 cities @ Step 2; 26 cities @ Step 1.
- ❖ **4745 actions have been completed**, reported and rated through the program web site since 2010.
- ❖ **High satisfaction reported** in annual survey (85% response rate), for "your city/tribal nation's own expectations and involvement" (3.5/5) and "with GreenStep Program" (3.9/5).
- ❖ **54% utilize Green Teams** to support sustainability efforts (of 100 replied to the question in the annual survey).
- ❖ **80% of GreenStep Cities use B3 Benchmarking**. Only 32% of all Minnesota cities use B3.

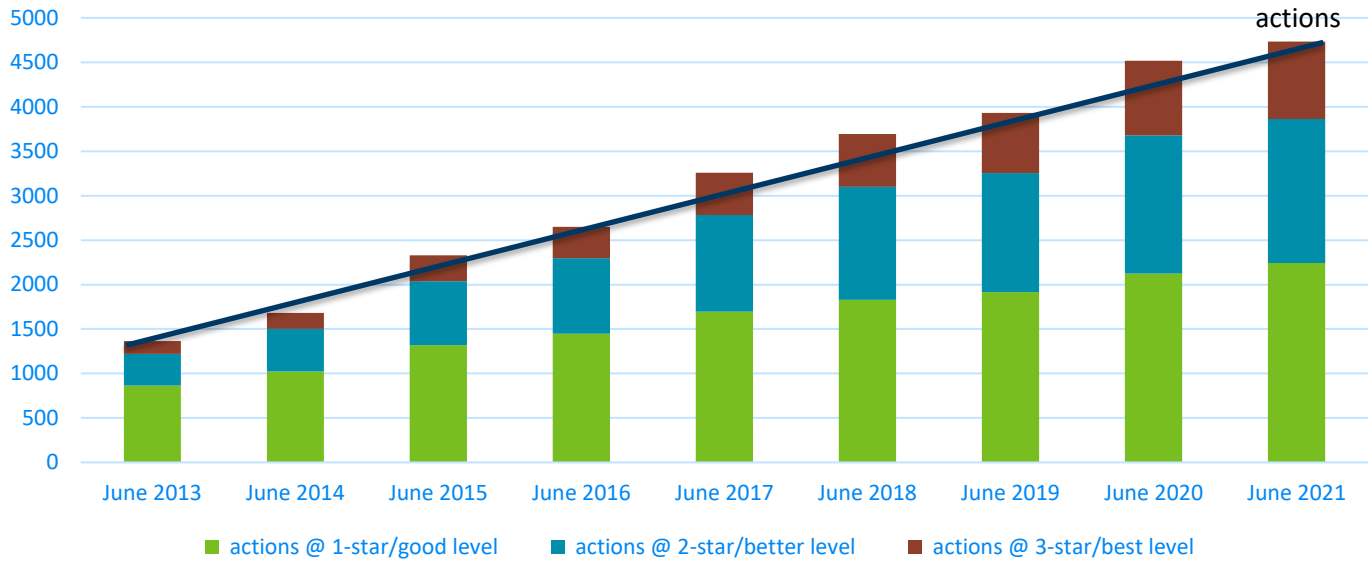
- ❖ **8 virtual workshops conducted** on Safe Routes to School, cultural and behavior change, Smart Salting, reducing energy burdens, construction/demolition and building material reuse, healthy soils, urban trees for a changing climate, supporting MN pollinators; 244 attendees; 550 registered (recording sent).
- ❖ **GreenStep Cities – Decade of Growth video** produced to celebrate 10-year anniversary.
- ❖ **Community Highlight articles** featured Cross Lake, Elk River, Falcon Heights, Grand Marais, Isanti, La Crescent, Hutchinson, Marshall, Morris, Scandia, Shoreview, and Warren.
- ❖ **Ongoing outreach/education** included a quarterly e-newsletter, LMC's MemberLink messages, social media, CERT regional coordinator visits, road signs, several dozen state-wide/local media articles.
- ❖ **25 GreenCorps and Forestry Corps members** were located in GreenStep cities/tribes during 2020-2021.

- ❖ **The Climate Smart Municipalities program** continued working with 6 GreenStep Cities.
- ❖ **Sustainable States Network** active member; co-chair steering committee.
- ❖ **Kristin Mroz, program coordinator** hired at the MPCA in January 2021.

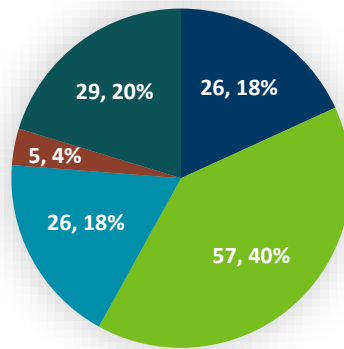


Best Practice Actions Completed

June 2021:
4745 total
actions



2021 GreenStep Communities @ Steps



■ Cities @ Step 1
 ■ Cities @ Step 2
 ■ Cities @ Step 3
■ Cities @ Step 4
 ■ Cities @ Step 5

Total unique communities advancing a step in 2021:

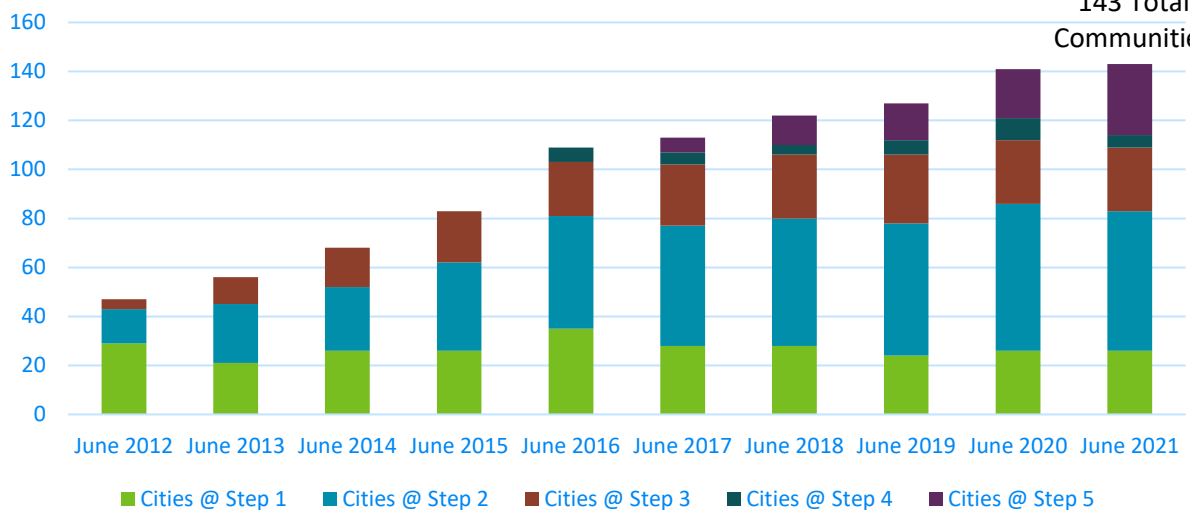
38 (27% of total GSCs)

Total number of awards in 2021:

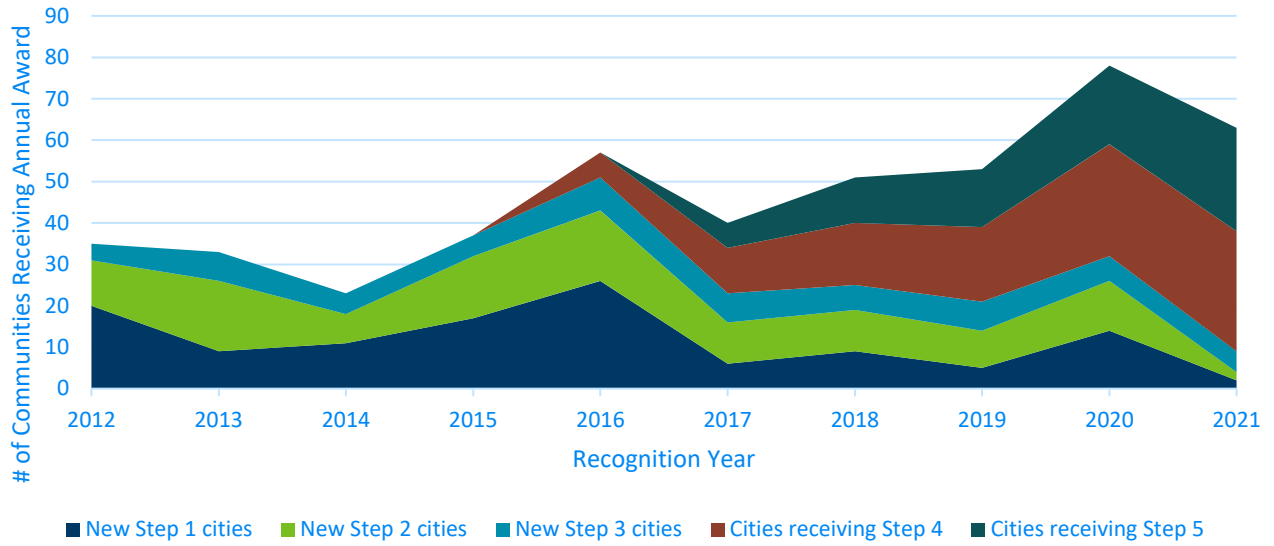
63

Total GreenStep Communities by Step

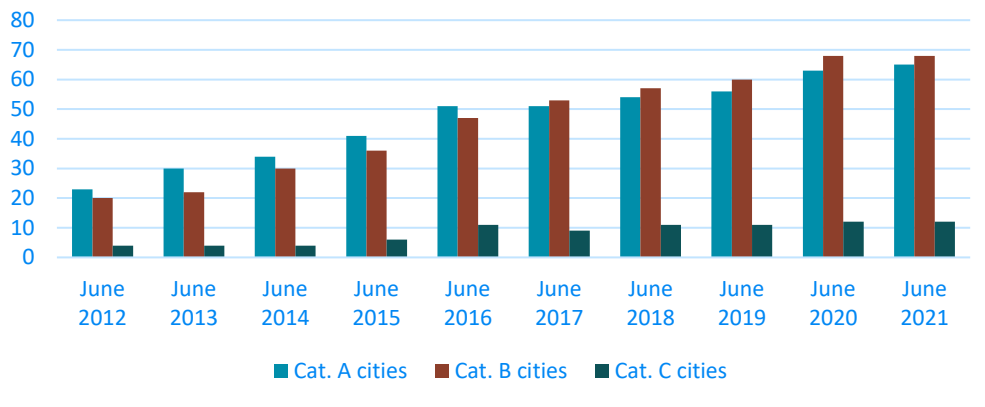
June 2021:
143 Total
Communities



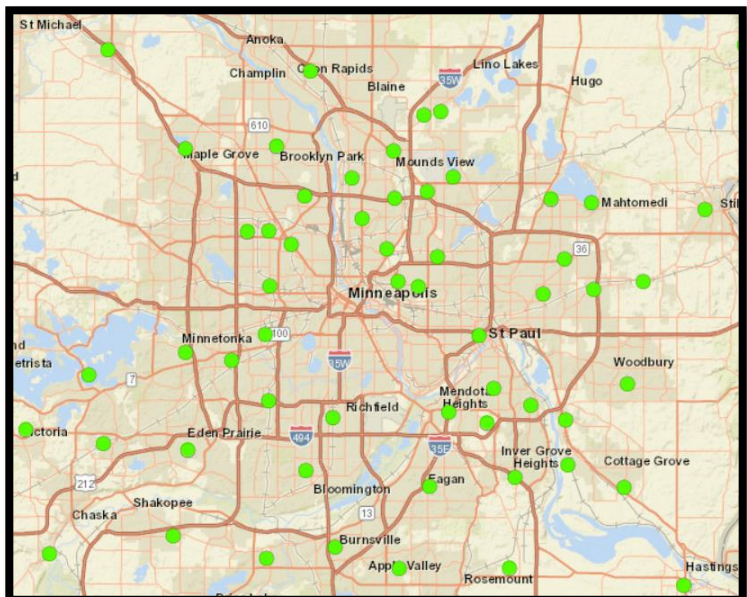
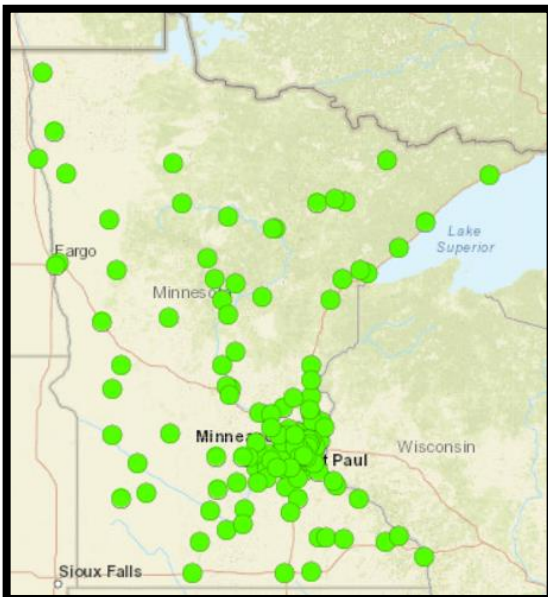
Annual GreenStep Community Recognitions



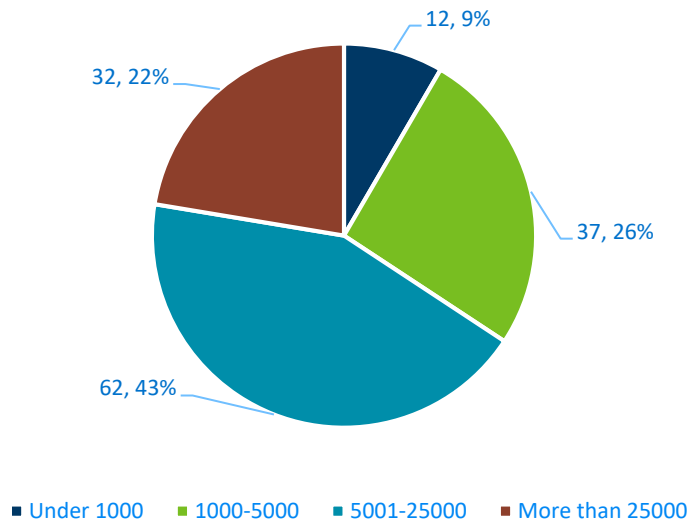
GreenStep Communities by Category



GreenStep Communities by Location



GreenStep Communities by Population



GreenStep participation by City Size

