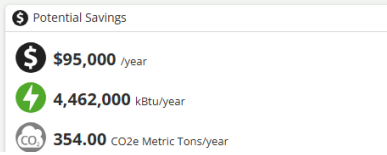
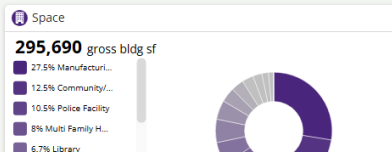
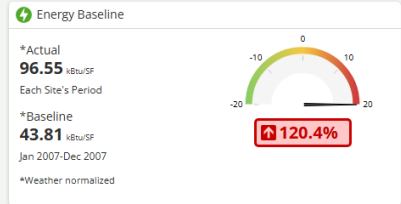
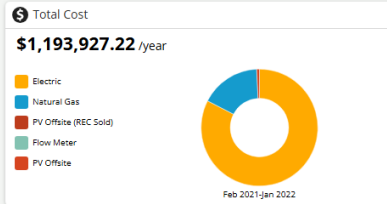
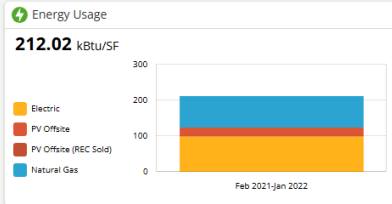


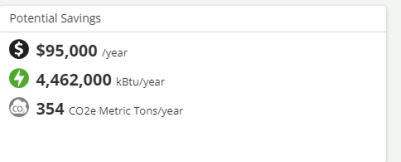
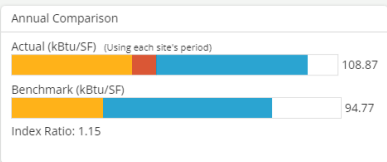
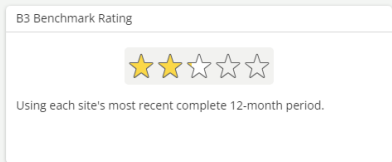
**B3 Energy Benchmark**

Water Plant -- Park Shop 824 8th Ave NW	★★★★☆
Public Works/Parks Facility	★★★★★
Slevin Park - 1602 2nd Ave NW	★★★★★
812 8th Ave NW	★★★★★
Teepee Tonka - TP Tonka Park	★★★★★
Central Pk Band Stand - 520 3rd St NW	★★★★★
1321 Matteson St	★★★★★



**Energy Data Quality**

Site Completeness	58 of 77 sites energy complete.
Freshness	Latest meter reading January 2025
Meter Completeness	7+ years since all energy meters current



**Sites (18 of 79 eligible)**

Site Name	Status	Building Type	Square Feet	Actual (kBTU/SF)	Usage Period	Benchmark (kBTU/SF)	Ratio	Potential Savings \$	Benchmark Rating
Washington Rec Center - 117 Shumway	⚠️	Community/Recreation Center	13,620	102.02	Feb 2021-Jan 2022	96.32	1.06	\$3,000	★★★★☆
Division Street Buildings	⚠️	Community/Recreation Center	48,800	128.63	Feb 2021-Jan 2022	123.46	1.04	\$6,000	★★★★☆
JF Warming House - 920 9th Ave SW	⚠️	Park/Recreation	1,104	75.37	Apr 2022-Mar 20...	96.79	0.78	\$0	★★★★☆
Water Plant -- Park Shop 824 8th Ave NW	⚠️	Maintenance Repair Shop	5,566	105.10	Sep 2023-Aug 20...	143.04	0.73	\$0	★★★★☆
Public Works/Parks Facility	⚠️	Manufacturing Facility	81,454	52.32	Mar 2022-Feb 20...	100.24	0.52	\$6,000	★★★★★
Slevin Park - 1602 2nd Ave NW	⚠️	Office	1,957	22.72	Apr 2022-Mar 20...	44.36	0.51	\$0	★★★★★
812 8th Ave NW	⚠️	Maintenance Repair Shop	2,500	18.58	Feb 2021-Jan 2022	50.04	0.37	\$0	★★★★★
Teepee Tonka - TP Tonka Park	✅	Park/Recreation	100	21.22	Nov 2023-Oct 20...	119.69	0.18	\$0	★★★★★
Central Pk Band Stand - 520 3rd St NW	⚠️	Park/Recreation	2,274	4.53	Apr 2022-Mar 20...	47.48	0.10	\$0	★★★★★
1321 Matteson St	⚠️	Non-Building	-	-	-	0.00	0.00	\$0	★★★★★